

WRS



UNION SWIVEL

Hammer Unions | Extra High-Pressure Long Radius Swivel Joints | Steel Hoses | Pup Joints |
Plug Valves | Totally Lubricated Valves | Unions | Integral Fittings | High-Pressure Swivel Joints

WRS Union Swivel offers an comprehensive range of flow-line and valve equipment that includes swivel joints, hammer unions, gate valves, choke manifolds, and wellhead. Hammer Unions are available in a wide range of 1" to 12" of sizes with up to 20,000 PSI working pressure. All unions are colour coded for quick identification.

Hammer Unions | Extra High-Pressure Long Radius Swivel Joints | Steel Hoses | Pup Joints | Plug Valves | Totally Lubricated Valves | Unions | Integral Fittings | High-Pressure Swivel Joints

Table of Contents

HammerUnions.....3

Extra High Pressure Long Radius Swivel Joints.....4

Steel Hoses & Pup Joints.....5

Plug Valves & Totally Lubricated Valves.....6

Integral Fittings & High Pressure Swivel Joints.....7

Hammer Unions

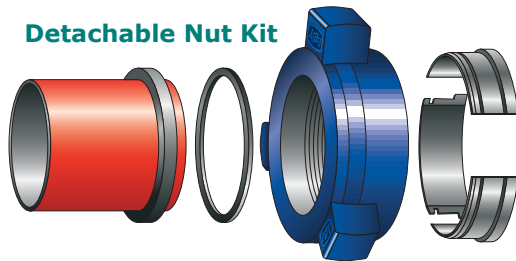



Figure Number	Assembly Key	Pressure Rating (PSI)				Nominal Pipe Size													
		Standard Service		Sour Gas Service (H2S)		1	1¼	1½	2	2½	3	4	5	6	8	10	12		
		Cold Working	Test	Cold Working	Test	25	32	40	50	65	80	100	125	150	200	250	300		
50		500	750	N/A	N/A														
100		1,000	1,500	N/A	N/A														
200		2,000	3,000	2,000	3,000														
206*		2,000	3,000	2,000	3,000														
207*		2,000	3,000	2,000	3,000														
400		4,000	6,000	4,000	6,000														
600		6,000	9,000	N/A	N/A														
602		6,000	9,000	6,000	9,000														
1002*		10,000	15,000	7,500	11,250														
1003*		10,000	15,000	7,500	11,250														
1502		15,000	22,500	10,000	15,000														
2002		20,000	30,000	N/A	N/A														
2202		N/A	N/A	15,000	22,500														

*Figure 206, 207, 1002 and 1003 have o-rings.




Extra High Pressure Long Radius Swivel Joints

TRI RACE CODE RED swivel joints are designed for the critical service conditions that exist in fracturing, cementing, acidizing, and well testing. Available in 1" through 4" sizes with 15,000 PSI working pressure and 22,500 PSI test pressures, they come with 1502, 1002, and 602 union ends for fast, easy make-up. **TRI RACE CODE BLACK** swivels are available in 10,000 PSI working pressure with female line pipe thread end connections.



FEATURES

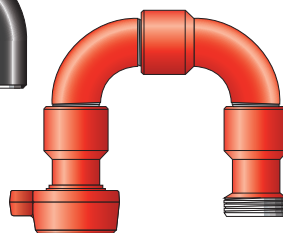
- Long radius design provides lower vibration and reduced abrasion in corrosive, high rate pumping applications
- Precision machined from forged alloy materials that are heat treated for longer service life
- Three ball bearing raceways that more evenly share moment loads
- Elastomeric instream packings that are compatible with today's fluids and designed to stay in place even in high velocity applications




STYLE No. 50
MALE X FEMALE UNION ENDS



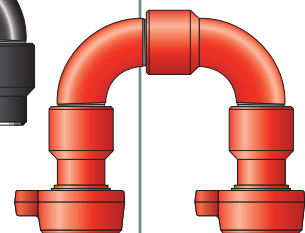
STYLE No. 50
THREADED ENDS



STYLE No. 10
MALE X FEMALE UNION ENDS



STYLE No. 10
THREADED ENDS



STYLE No. 10
MALE X MALE UNION ENDS

Models	Color-Coding	Cold Working Pressure (psi)	Material	End Connections	Sizes								Notes	
					3/4	1	1-1/4	1-1/2	2	2-1/2	3	4		
High-Pressure Swivel Joints BSR	Dark Blue	3,000	Carbon Steel	Threaded	•	•	•	•	•	•	•	•	•	1
	Silver	6,000		Threaded	•	•	•	•	•	•	•	•	•	•
Long Radius Swivel Joints	Olive Green*	10,000	Alloy Steel	Figure 1502 Union		Sour Gas		Sour Gas	Sour Gas			Sour Gas	Sour Gas	2
	Black	10,000	Alloy Steel	Female Line Pipe Threads					•					3
	Red*	15,000	Alloy Steel	Figure 1502 Union		•		•	•			•	•	1

* BUREAU VERITAS CERTIFIED

Steel Hoses & Pup Joints

BSR-6
High Pressure Hose
 Style 50 Swivel Joints
 Threaded Construction



TLR-10
Long Radius Hose
 Style 50 Swivel Joints
 Threaded Construction



LTR-15
Long Radius Hose
 Style 50 Swivel Joints
 Non-Pressure Seal
 Construction



ITR-15
Long Radius Hose
 Style 50 & Style 10
 Swivel Joints
 Integral Construction
 *Available for H2S
 Service @ 10,000 PSI
 W.P.



Union Swivel offers a complete selection of pup joints up to 15,000 PSI in standard service and up to 10,000 PSI in sour gas service.

Pup Joints are available in 1" through 4" sizes with threaded or non-pressure seal threads in lengths up to 20 feet.

Plug Valves & Totally Lubricated Valves



Plug Valve lines in 1" through 3" sizes, available from 5,000 through 20,000 PSI in both standard and H2S service.

Union Swivel offers a wide variety of popular end connections including union ends, male and female line pipe threaded ends, and flanged end connections, all API Spec 6A licensed and can manufacture valves to PSL 1 through PSL 3 as required.




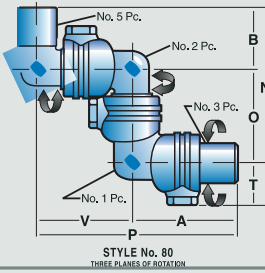
15,000 PSI Union End Valve



10,000 PSI Flanged End Valve

Lubricated valves are available in sizes 1" through 3". Designed with unique features, these lubricated valves contain mechanisms to provide lubrication between the plug and the insert, thus increasing the life of the valves as well as repair parts, while at the same time creating a nitrogen tight seal. The components of these valves are interchangeable with parts from valves of other major manufacturers and thus can be used to retrofit existing valves. Additional benefits include less leaks at lower (below working) pressure and better lubrication thus promoting longer life of valves and their components. The special top and bottom grease fittings allow faster and more complete regreasing than with standard valves.





Integral Fittings & High Pressure Swivel Joints



From Crossovers/ Changeovers to Ells, Tees and Crosses, Union Swivel offers a wide range of integral union and fittings, available in variety sizes and end connections in both standard and sour gas services.

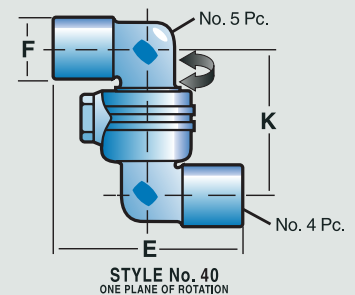
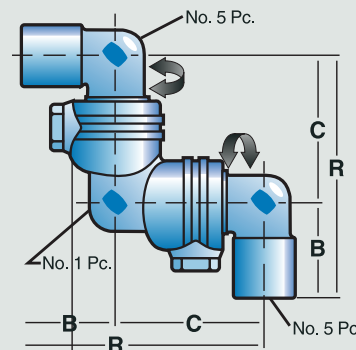
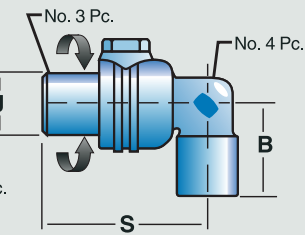
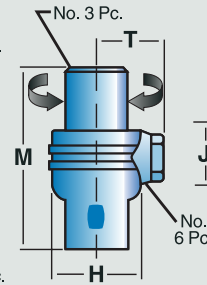
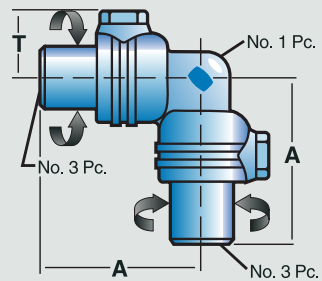
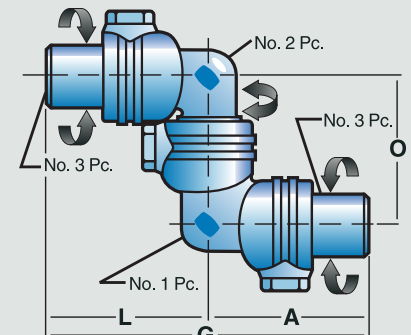
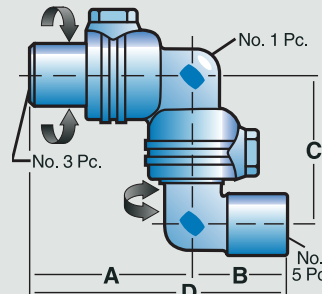
Available in sizes 3/4" through 4" 6,000 PSI non-shock cold working pressure, Union Swivel offer:

- Minimum flow restriction
- Heavy duty hex head style ball loading plug
- Grease retainer ring (insures clean ball race)
- Standard packing units (operating temperatures to 255°F) high temperature packing units (operating temperature to 450°F)
- Superior hardened ball races insure uniform surface hardness and depth for longer life under severe thrust and radial loading

High Pressure Swivel Joints usages include fluid handling, mud lines, rotary and circulating hoses.

Standard swivel joints are provided with API line pipe threads. Other end connections are available on special order.

Sizes are available in eight styles, for 360° rotation in one, two or three planes. All component parts and all styles of the HP-6,000 are interchangeable with similar parts by other major manufacturers. Consult factory for details.





UNION SWIVEL

Hammer Unions, Flanges Ring Joints & Swivels

Headquarters

12007 Canyon Star Lane
Tomball, Texas 77377

Phone: 832.474.4440

Fax: 281.255.2567

sales@unionswivel.com

www.unionswivel.com

